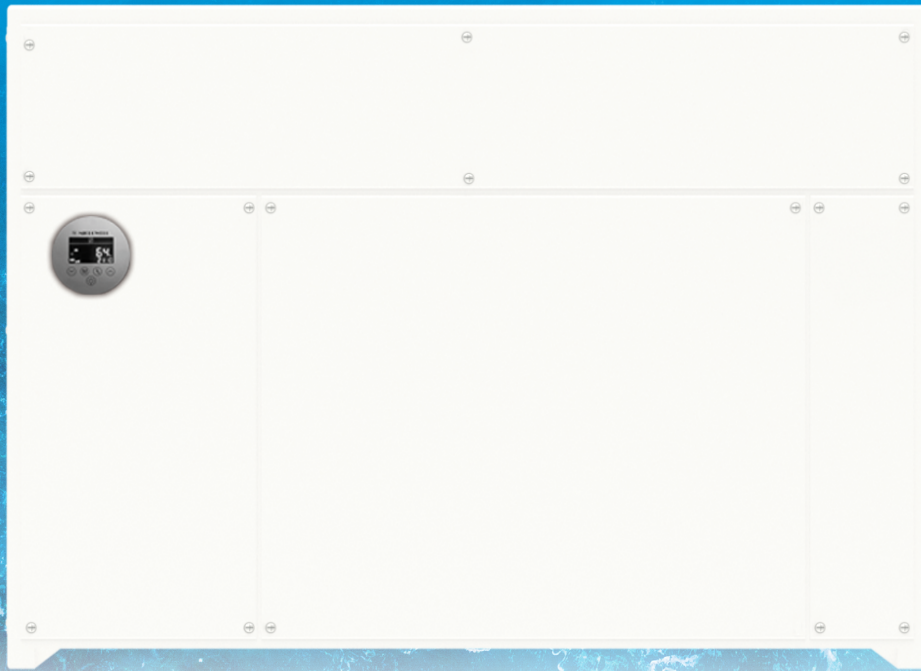


DRY DUCT

Designed for indoor pools, wellness centers, spas, and hotels



HIDDEN, YET POWERFUL CLIMATE CONTROL

- Cutting-Edge Dehumidification Technology
- Energy-Efficient Design – Lower Operational Costs
- User friendly control panel – built for swimming pool environment
 - Ultra Quiet – Whisper-level operation for spas and hotels



**NEW
DESIGN**

**SELF-
DIAGNOSIS**

**PASSIVE
DEFROSTING**

**DOUBLE
SILENT
BLOCK**


Smart Home
RS-485

DRY DUCT PRODUCT LINE

The DRY Duct product line is designed for indoor pools, wellness centers, and hot tubs. Its modern wave-shaped design not only enhances aesthetics but also ensures efficient dehumidification and heat recovery. The unit operates quietly, making it suitable for environments where noise levels are a concern. With multiple installation and control options, it offers flexibility to meet various user needs.



DRY DUCT 300 - 400 - 500



DRY DUCT 800 - 1200 - 500

WHAT MAKES DRY DUCT UNIQUE?

- ▶ Installed out of sight: units placed in technical rooms, ceilings, or stairwells, not in the pool hall.
- ▶ Tucked away, not limited: fits on floor, wall, or suspended ceilings—your privacy zone remains pristine.






ONE DEVICE. TOTAL CLIMATE CONTROL FOR INDOOR POOLS

NOW WITH THE ALL-NEW SMART CONTROLLER

- Dehumidify
- Heat
- Fresh air, Ventilation

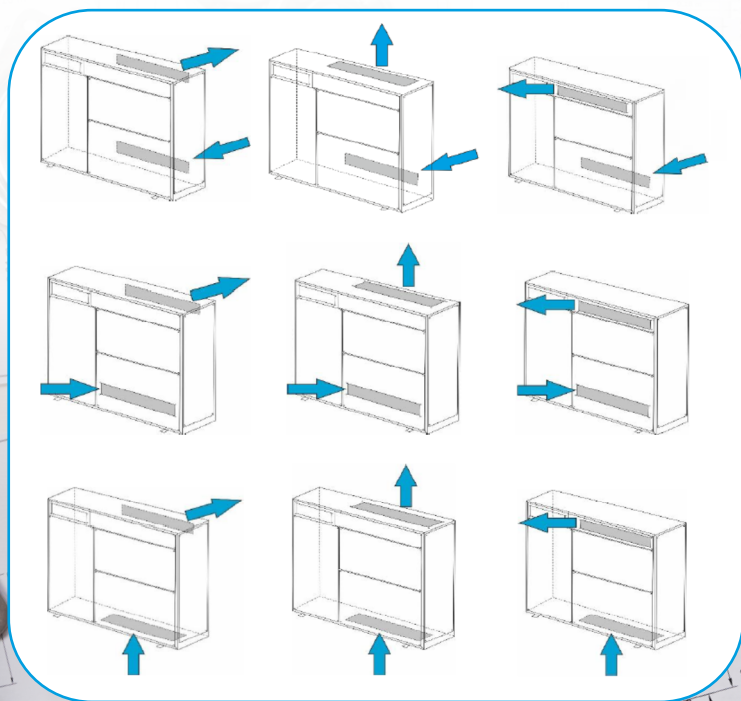


CUSTOMIZED SOLUTION

Microwell provides tailored, on-demand service for individual solutions with maximum flexibility — all at general prices similar to those of serial production.

- Demand your tailor made solution & design by Microwell
- Select from 25 basic models
- Add from 50+ available accessories
- Create right-to-fit unit for your needs

Flexible Airflow Configurations
Enjoy maximum installation freedom with multiple air inlet and outlet variations. Whether you need airflow from the back, front, bottom, or top — Microwell adapts to your space and design without compromise.



WIDE APPLICATION APPLICATION

Since the pool climate can get extreme in terms of chemicals in the air such as chlorine, salt or sulphur, the whole unit is generally resistant and applicable in various environments.



APPLICATION



*These are not real photos, just visualizations.

Technical data

DATA	UNIT	DRY 300 DUCT	DRY 400 DUCT	DRY 500 DUCT	DRY 800 DUCT	DRY 1200 DUCT
For swimming pools with max. water surface	m ²	30	40	50	80	110
Extraction rate at 30°C and 60 % RH	l/24hrs	32	43	52	88	112
Extraction rate at 30°C and 70 % RH	l/24hrs	37	49,8	60	115	140
Extraction rate at 30°C and 80 % RH	l/24hrs	43	56,2	68	135	170
Standard operating temperature	°C	9-36	9-42	9-36	9-36	9-36
Operational temperature - antifreeze stat	°C	15-35	15-42	15-35	15-35	15-35
Operational temperature - Thermostatic expansive valve (TEV)	°C	22-42	standard	22-42	-	-
Operational temperature - antifreeze stat + TEV	°C	15-42	15-42	15-42	-	-
Operational temperature - hot gas defrost	°C	5-35	-	5-35	-	-
Operational humidity range	% RH	20-100	20-100	20-100	20-100	20-100
Air flow	m ³ /h	500	500	1000	1100	1200
EXTERNAL PRESSURE	Pa	200	200	200	170	145
Noise level (in 1m distance)	dB (A)	54	54	56	58	60
Heat output	W	1900	1900	3500	5100	5250
Energy consumption	W	800	800	1150	1700	2250
Voltage	V/ph/Hz	230-240/1/50	230-240/1/50	230-240/1/50	230-240/1/50	230-240/1/50
Operating / Starting current	A	6.5 / 18	6.5 / 18	6.5 / 30	7.6/50	10/50
Protection	A	16	16	16	16	20
Conductor	mm ²	CYSY 3C x 2.5	CYSY 3C x 2.5	CYSY 3C x 2.5	CYSY 3C x 2.5	CYSY 3C x 2.5
Condensed water pipe	mm	d 16	d 16	d 16	d 16	d 16
Dimensions netto (width x height x depth)	mm	880 x 658 x 240	880 x 658 x 240	1245 x 660 x 255	1247 x 950 x 300	1247 x 950 x 300
Dimensions brutto (width x height x depth)	mm	1315 x 735 x 345	1315 x 735 x 345	1315 x 735 x 345	1300 x 1020 x 370	1300 x 1020 x 370
Weight netto / brutto	kg	56 / 61	56 / 61	78 / 91	102/135	103/136
Amount of refrigerant - R 410 A	kg	0.55 (1.15t CO2 ekv.)	0.60 (1.25t CO2 ekv.)	0.75 (1.57t CO2 ekv.)	1.4 (2.92t CO2 ekv.)	1.6 (3.34t CO2 ekv.)
Max. pressures in the system HP/LP	bar	28.5/8.5	28.5/8.5	28.5/8.5	35/12	35/12

The manufacturer reserves the right to alter the technical data without prior notice.
 Remarks: * The data above is only for reference. For specific data, please refer to the nameplate on the unit.

